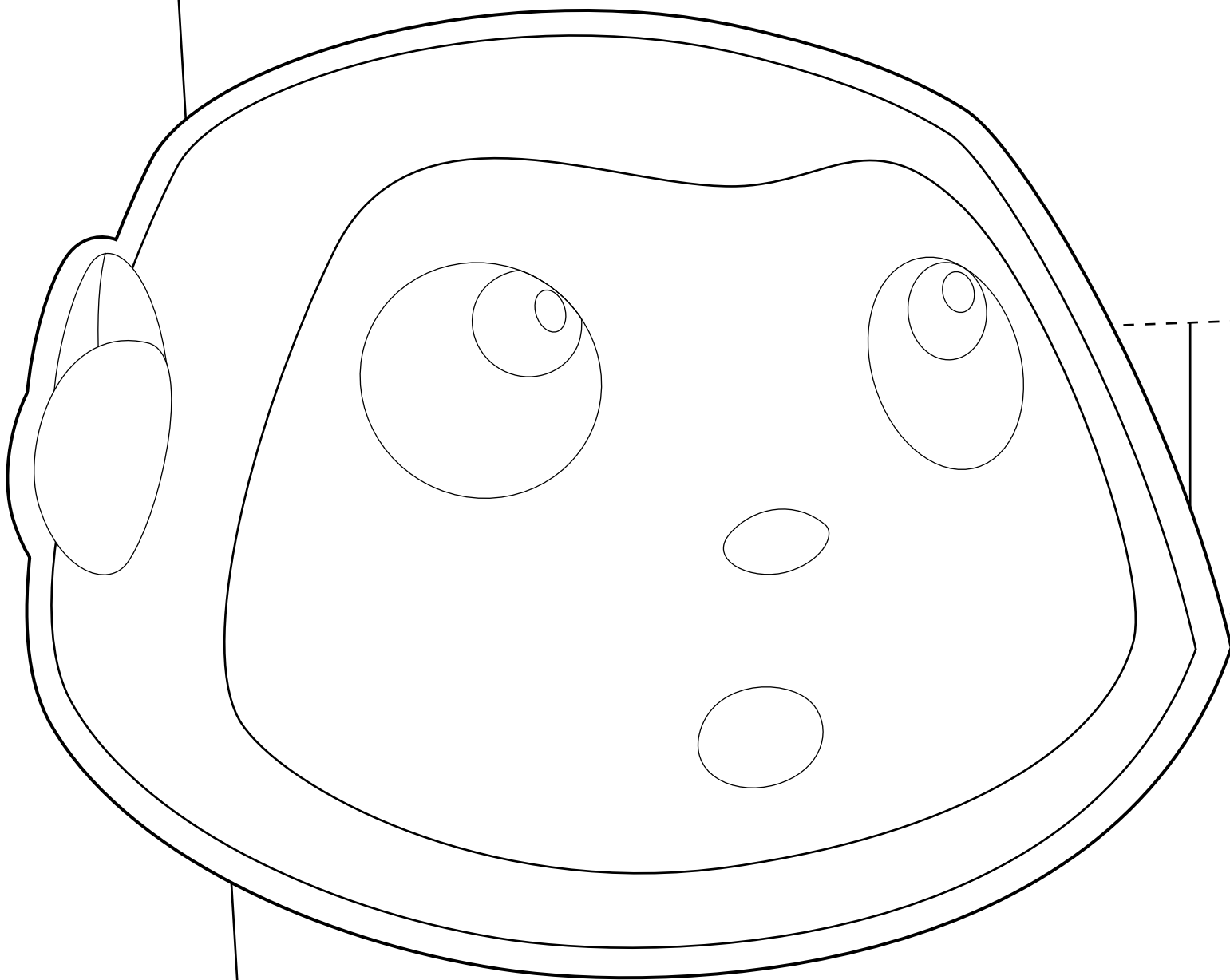
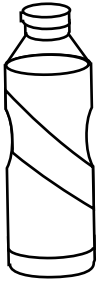


IN THE BEGINNING



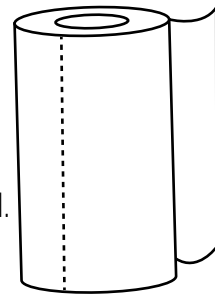
STEM ACTIVITY

WHAT YOU NEED



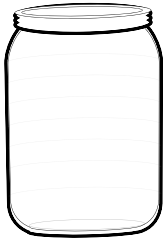
WATER

Used to dampen the towel.



PAPER TOWELS

You can use cotton balls instead.




JARS

We strongly recommend **glass** jars.

SEEDS

Some apples would make great snacks before this project. Save the seeds!



DIRECTIONS

STEP 1

Fill a jar with some paper towels.

STEP 2

Place seeds into the jar. Try to position them so you can see them from the outside.

Note: You can use a variety of flower seeds for interesting effects.

STEP 3

Water the jar, but don't fill it up. There should be just enough water for the paper towels to absorb. Keep the paper towels moistened daily.

STEP 4

Have fun watching the seed grow into a beautiful example of God's creation.

