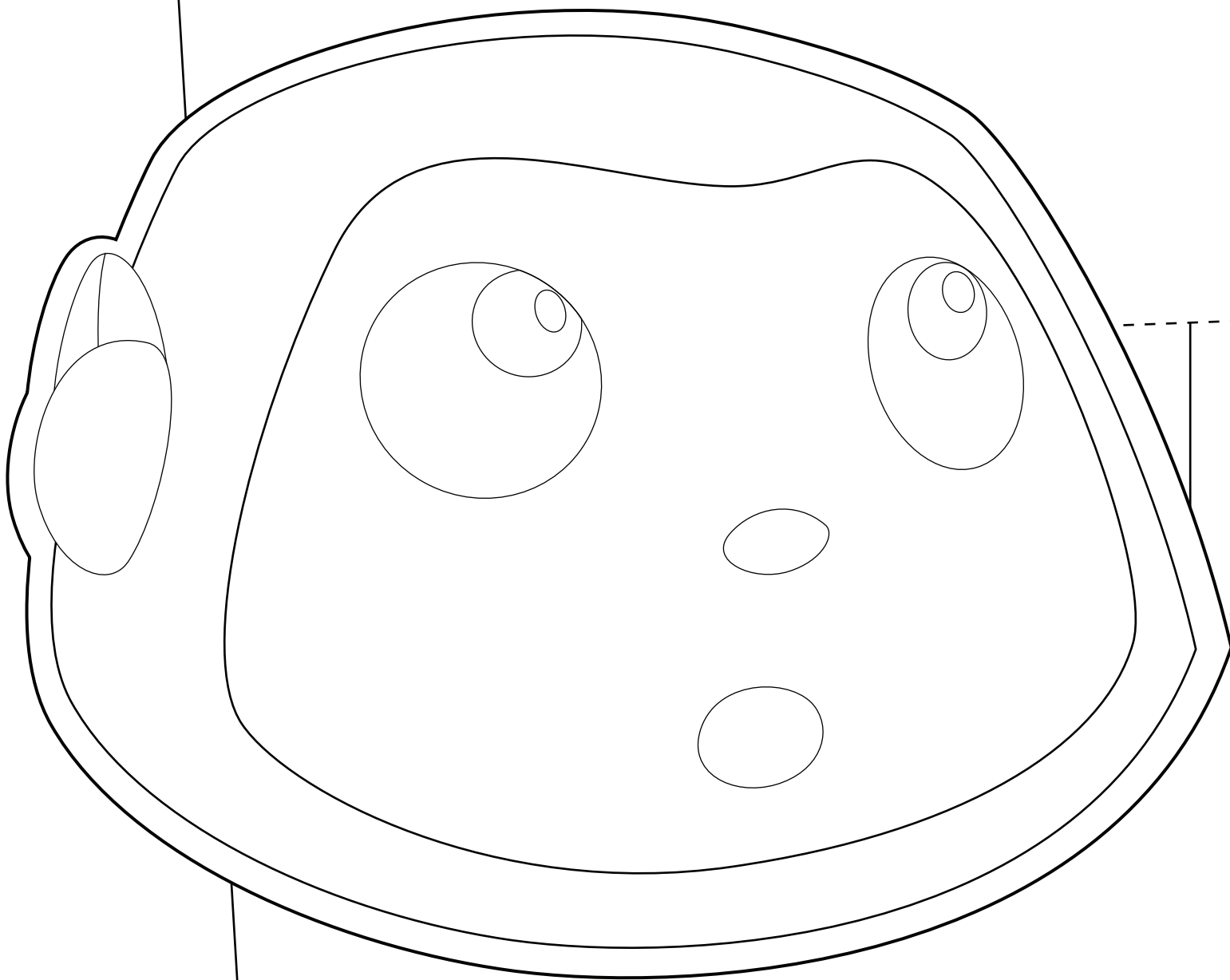
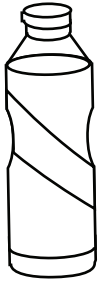


**IN THE BEGINNING**



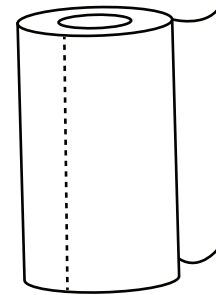
**STEM ACTIVITY**

# WHAT YOU NEED




## **WATER**

Used to dampen the towel.



## **PAPER TOWELS**

You can use cotton balls instead.



## **JARS**

We strongly recommend **glass** jars.

## **SEEDS**

Some apples would make great snacks before this project. Save the seeds!



# DIRECTIONS

## **STEP 1**

Fill a jar with some paper towels.

## **STEP 2**

Place seeds into the jar. Try to position them so you can see them from the outside.

**Note:** You can use a variety of flower seeds for interesting effects.

## **STEP 3**

Water the jar, but don't fill it up. There should be just enough water for the paper towels to absorb. Keep the paper towels moistened daily.

## **STEP 4**

Have fun watching the seed grow into a beautiful example of God's creation.

