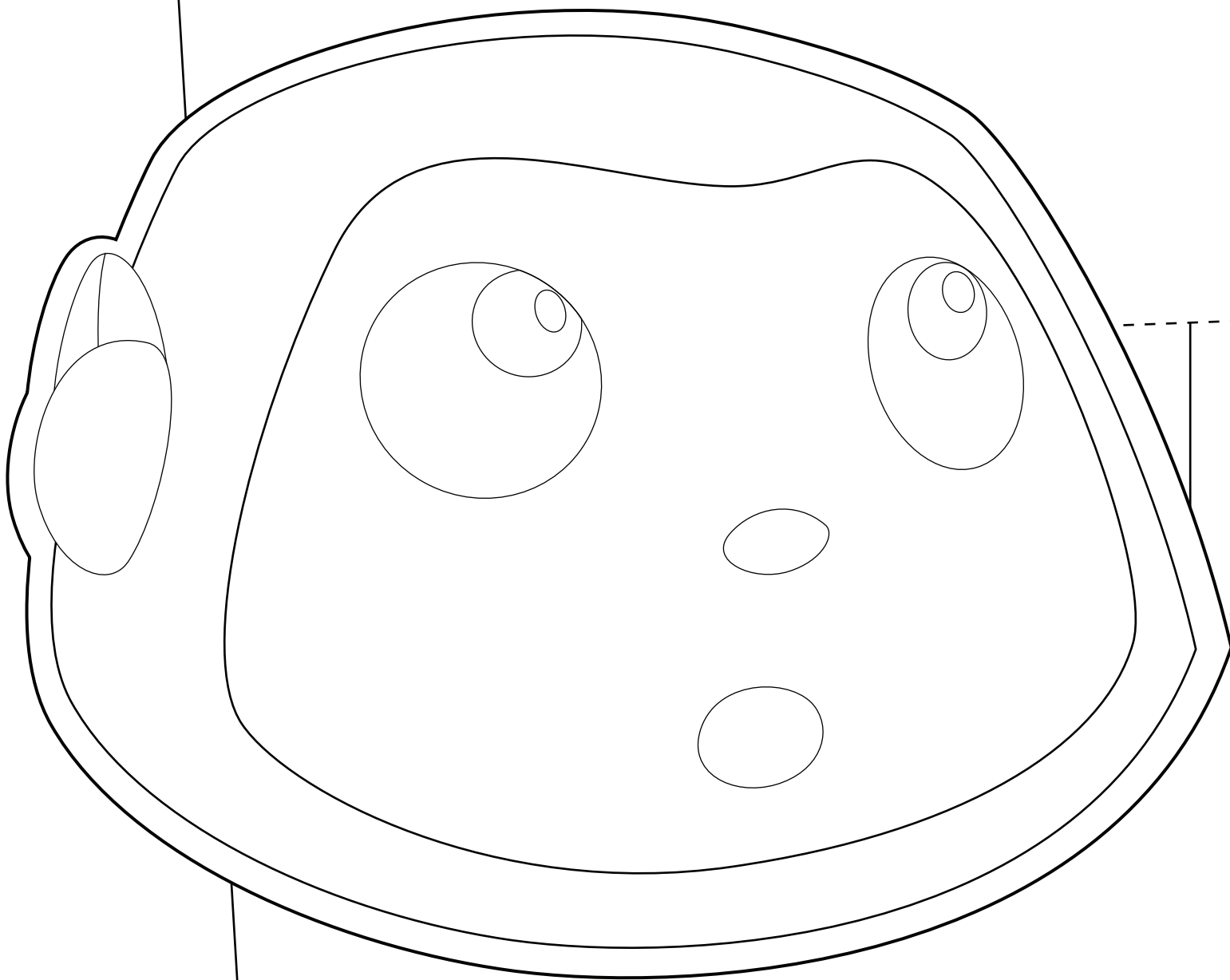
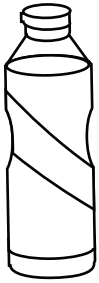


**LET MY PEOPLE GO!**



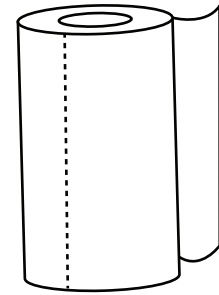
**STEM ACTIVITY**

# WHAT YOU NEED




## **WATER**

You'll need enough to fill several containers.



## **PAPER TOWELS**

A single roll should be enough.


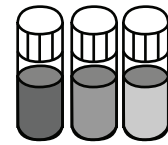


## **SMALL JARS OR CUPS**

Do not use paper cups to avoid leaks.

## **FOOD COLORING**

You should have at least two different colors.



# DIRECTIONS

**WARNING:** This craft can be messy. Use gloves, aprons and towels to prevent messes or stains.

## **STEP 1**

Fill two containers with water.

## **STEP 2**

Color the water in each of the containers with different colors of food coloring.

## **STEP 3**

Roll or fold a paper towel and place one end in one jar and the other end in another jar.

## **STEP 4**

Over time the colors merge while the water travels through the paper towels from the jars containing water into the center jar. What are some things you notice about the way the water traveled?