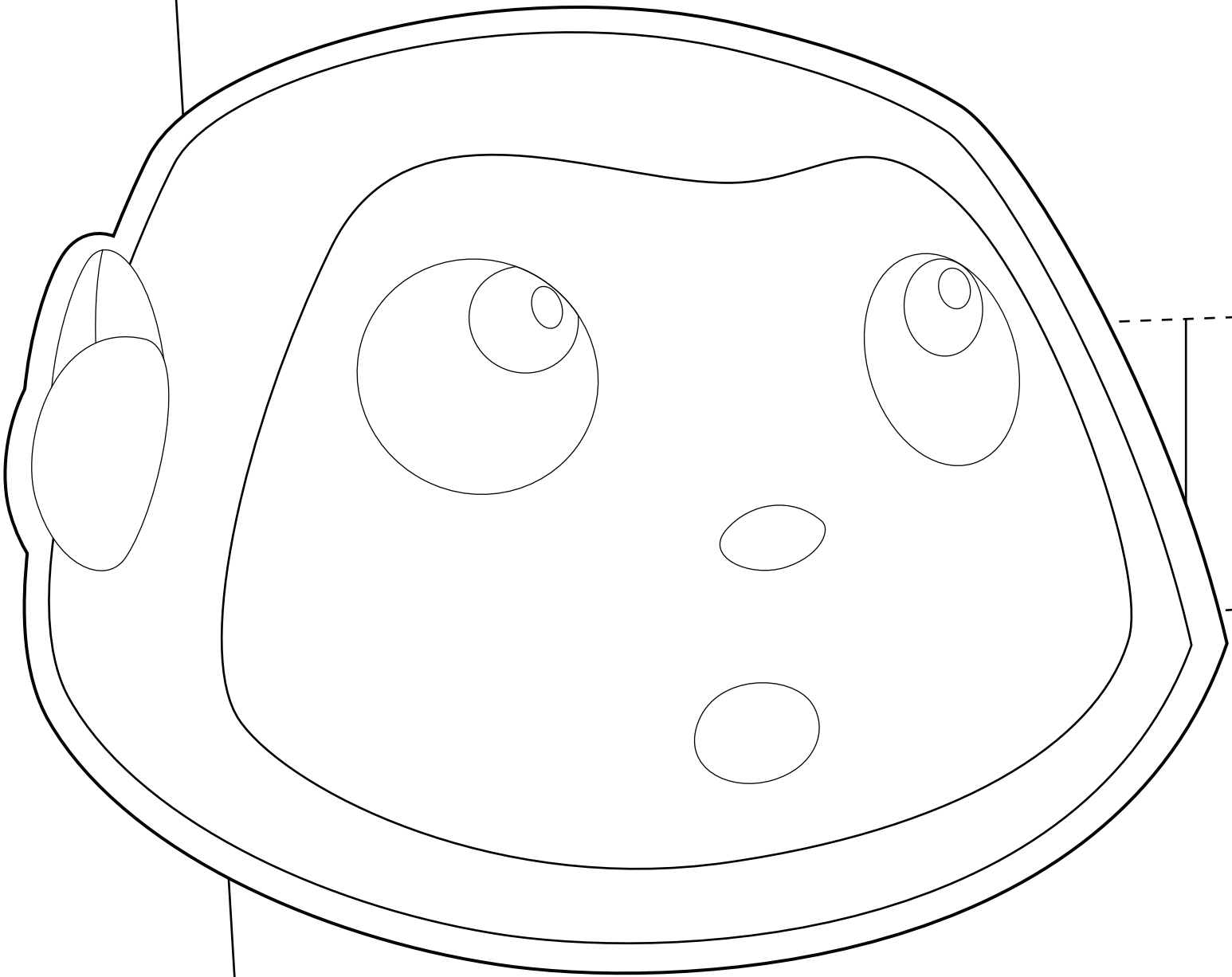



ELIJAH AND THE WIDOW



STEM ACTIVITY

WHAT YOU NEED


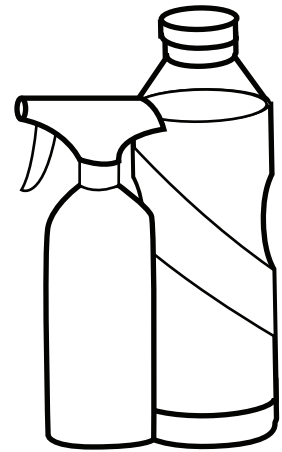


ELEMENTS

- Sand
- Dirt
- Rocks
- Sticks

WATER

In a spray bottle, or poke a couple holes in the top of a water bottle.

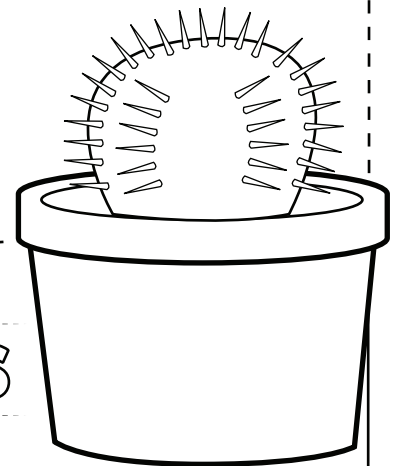


JAR

... or other similar transparent container.

DESERT PLANT

Cactus or other desert plant.



DIRECTIONS

STEP 1


Mix some sand and dirt together; we'll call the resulting mixture **soil**. Pour this soil into the jar until the jar is about 1/3 of the way full.

STEP 2

Plant your cactus or other desert plant in the soil. Then add a small layer of sand on top of the soil. Place rocks and small sticks around your cactus.

STEP 3

Spray down your new biome. Don't use too much water, but make sure that you get the cactus, sticks, and top of the soil wet. Cover the jar with the lid and screw it on tight.



Optional: Add a toy bug to live in your jar desert.

WHAT'S NEXT

Keep your jar in a place where it can get plenty of sunlight. After a while, the water will evaporate and will form at the top of the jar.