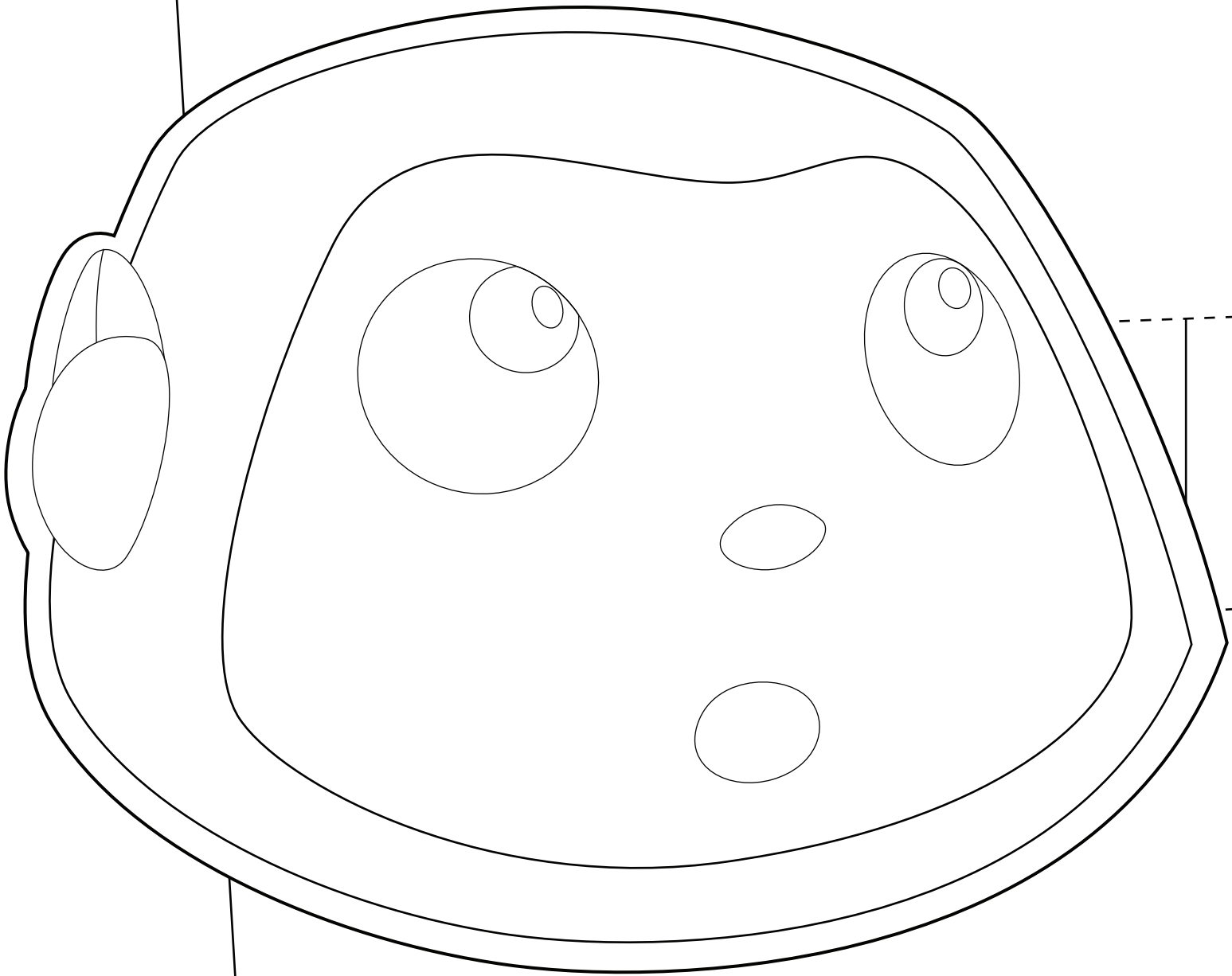
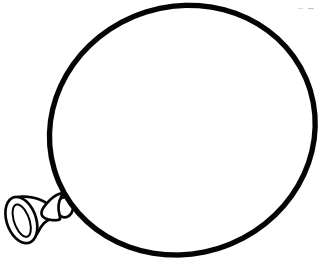


PETER'S ESCAPE




STEM ACTIVITY

WHAT YOU NEED




BALLOON

Do not use helium to inflate the balloon.



CRAFT POMPOMS

Plain cotton balls will also work.



MAZE SHEET

Print this on plain printer paper.

TIMER

Most cell phones have a timers function.



DIRECTIONS

STEP 1


Inflate a balloon and tie the end to secure the air. Print the maze sheet.

STEP 2

Place a Pompom in the start area on the maze and set a timer for 1 minute.

STEP 3

Rub the balloon on your hair to create static electricity. Then without touching the pom pom with the balloon, use the static electricity to move the pom pom through the maze. Try to make it to the finish zone before the time runs out. Grab extra points along the way to increase your final score.



SET TIMER FOR 1 MINUTE

SCORE:

