



Learning to Share

Welcome students as they arrive with their parents. The coloring sheet located in Resources and can be printed and given to students to color in class or to take home.

Introduce Video: GizmoGO! “Sharing”

Who can tell me what it means to share?

Have you ever shared something of yours with your brother or sister or a friend? What did you share?

Today we are going to join Miss Tina and the Robots at Quantum Labs as they learn how important it is to share with others.

Play Video

Gears is excited to introduce his newest invention, Super Binoculars. But when the others ask if they can try them out, he doesn't want to share them. Tina and Gizmo present the story of "Jesus Feeding the 5000" and we learn that it pleases Jesus when we share. Gears understands, too, and offers his Super Binoculars to Rig and the others. He suggests they make more so everyone can have a pair. Super Binoculars will be the craft we make with the kids.

Teaching Supplies

- ⚙️ Small basket
- ⚙️ Graham crackers, animal crackers or other (enough for 5 for each child)
- ⚙️ Goldfish crackers (enough for 2 for each child)

Teaching

Teaching should be interactive. As you simply retell the Bible story from John 6 in your own words, assign the kids the various roles of Jesus, his disciples, the little boy with the bread & fish, and the crowd of hungry people. Provide a basket with “bread and fish*” to be shared among the kids.

John 6:1-13 (NLT)

6¹ After this, Jesus crossed over to the far side of the Sea of Galilee, also known as the Sea of Tiberias. 2 A huge crowd kept following him wherever he went, because they saw his miraculous signs as he healed the sick. 3 Then Jesus climbed a hill and sat down with his disciples around him.

4 (It was nearly time for the Jewish Passover celebration.) 5 Jesus soon saw a huge crowd of people coming to look for him. Turning to Philip, he asked, “Where can we buy bread to feed all these people?” 6 He was testing Philip, for he already knew what he was going to do.

7 Philip replied, “Even if we worked for months, we wouldn't have enough money to feed them!”

8 Then Andrew, Simon Peter's brother, spoke up. 9 “There's a young boy here with five barley loaves and two fish. But what good is that with this huge crowd?”

10 “Tell everyone to sit down,” Jesus said. So, they all sat down on the grassy slopes. (The men alone numbered about 5,000.) 11 Then Jesus took the loaves, gave thanks to God, and distributed them to the people. Afterward he did the same with the fish. And they all ate as much as they wanted. 12 After everyone was full, Jesus told his disciples, “Now gather the leftovers, so that nothing is wasted.” 13 So they picked up the pieces and filled twelve baskets with scraps left by the people who had eaten from the five barley loaves.





Memory Verse

Hebrews 13:16 (NLT)

And don't forget to do good and to share with those in need. These are the sacrifices that please God.

Do you remember the Bible verse that Gizmo and Widget shared with us in the video? Let's look at that again and say it together.

Suggestion: Teach the verse with hand motions to help kids remember the words in the verse.




Make sure they understand the word sacrifice: to give up something important to you for God or for someone else.

Craft Supplies

- ⚙️ Empty toilet paper (bath tissue) tubes
2 per child
- ⚙️ Precut Blue and Yellow construction paper
- ⚙️ Glue
- ⚙️ Hole punch
- ⚙️ Yarn

Craft

Create the Super Binoculars by Gears used in the show with your students. Use the Craft Instructions located in Resources to create this craft.



An example of the finished craft.

Song

Teach the "Share With You" song to your students. You can find the lyrics and chords for this song in Resources. Suggested hand motions for chorus:

- I JUST WANT TO SHARE WITH YOU (x2) **Point to self; then to others.**
- FRIEND OR NEW KID **Point to other kids in room.**
- I WILL SHARE WITH YOU. **Point to self and then to others.**

Prayer Time

Lead the children in a simple prayer. For example, Dear Lord, thank you that you love us and that you care about all our needs. Thank you for the little boy who shared his lunch and thank you for the miracle that Jesus did to feed all those people. Please help us this week to share what we have with others. In Jesus name, Amen.

