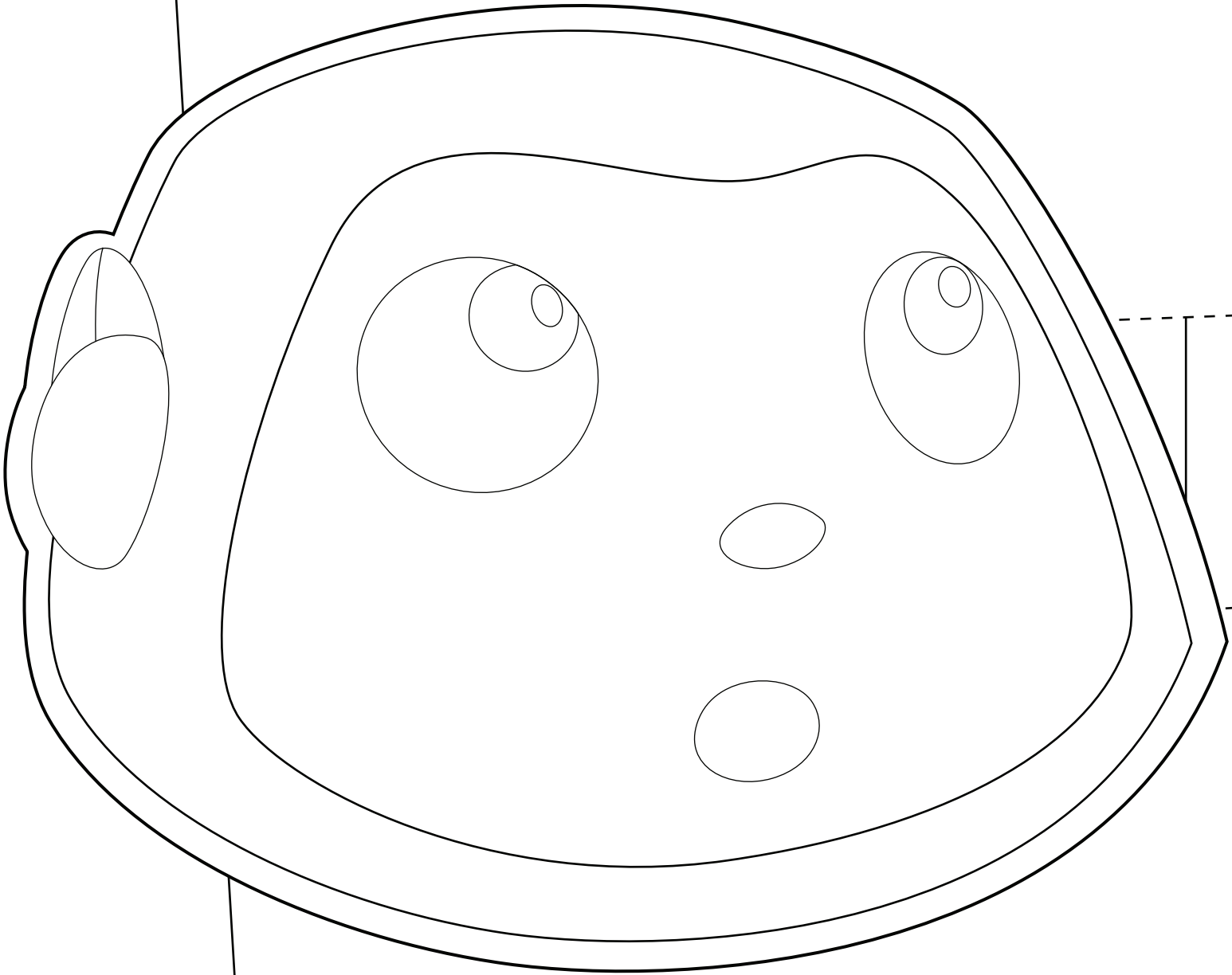
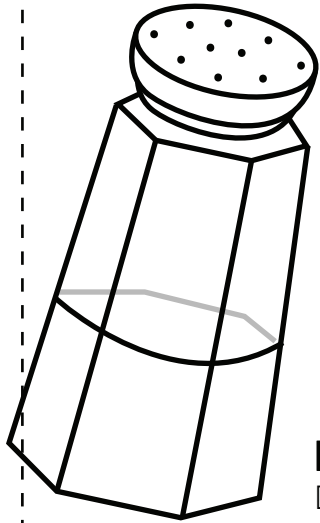


THE PRODIGAL SON



STEM ACTIVITY

WHAT YOU NEED



SALT

To mix with the lemon juice.

CONTAINER OF LEMON JUICE

Or you can squeeze real lemons.

DIRTY PENNIES

Don't worry, they'll come out clean.

Q-TIP

Used for cleaning.

PAPER TOWELS



Or a towel.

SAFETY GOGGLES!

Protect your eyes!

OPTIONAL: PROTECTIVE GLOVES

To help prevent skin irritation from the lemon juice.



DIRECTIONS

STEP 1

Mix about 1/4 cup of lemon juice with a tablespoon of salt. Stir well.

STEP 2

Place a papertowel on the table and place the pennies on the papertowel.

STEP 3

Submerge the pennies in the mixture. Dip the Q-tip in the solution and carefully wipe the pennies clean.

OXIDATION

Pretty cool huh? Pennies that are darker have been subject to something called Oxidation. When a metal comes in contact with oxygen it becomes brown and starts to rust, especially if that material become wet. The mixture you made helps to slow this process.